Comparing voting methods for budget decisions on the ASSU ballot

A research ballot attached to Stanfords student government 2018 elections

Lodewijk L. Gelauff, Sukolsak Sakshuwong, Nikhil Garg and Ashish Goel

A collaboration between the
Associated Students of Stanford University
and the Stanford Crowdsourced Democracy Team

Executive summary

During the 2018 Associated Students of Stanford University (ASSU; Stanford's student body) election and annual grants process, the Stanford Crowdsourced Democracy Team (SCDT) ran a research ballot and survey to develop insights into voting behavior on the budget component of the ballot (annual grants) where multiple grant requests (hereafter: 'projects') are considered. We provided voters with additional voting methods for the budget component, collected further insights through a survey and demonstrated the viability of the proposed workflow. Some of our (preliminary) findings are directly relevant to ASSU:

- If ASSU decides to implement a budget cap to the annual grants process, the knapsack voting method has shown to be a good option.
- Voters reported the knapsack ballot generally easier to use than the official ASSU ballot and were more confident that their preferences would be taken into account. The appreciation for knapsack voting is generally higher than that for comparison voting.
- While the resulting ranking of yes/no voting and knapsack voting are similar, there are some projects that get a different appreciation when voters are constrained by a budget.
- Voters requested that more information be provided about the projects.
- The different mechanisms provide more insight on student opinions regarding the projects than does the official ballot alone.

Furthermore, the (appropriately anonymized) data gathered in this year's research ballots is beneficial for research purposes.

Overall, our platform and pipeline (PB Stanford) with post-validation of ballots functioned well on a large scale. In particular, the knapsack ballot mechanism shows promise in voter feedback.

Process

SCDT has collaborated with over 10 cities across the US (incl. Boston, Chicago, Seattle) to allow citizens to participate in the budgeting processes for a section of their city budget through its participatory budgeting (PB) platform: www.pbstanford.org. The platform allows different budgeting mechanisms, such as knapsack, pairwise comparison, and triplet comparison voting. These were implemented as follows:

- In *knapsack voting*, voters were asked to select any number of projects, as long as the total budget of the selected projects remained within the permitted budget (which we set for this ballot at ~90% of the total requested amount).
- In *pairwise comparison voting*, voters were presented with 15 random pairs of projects, and for each pair asked to state which provides a higher value per dollar spent to the community.
- In *triplet comparison voting*, voters were presented 10 randomly selected triplets of projects (in random order) and asked to rank them in order of highest value per dollar spent to the community.

In the research ballots, we presented the same organizations (projects), requested amounts and information as was available on the annual grants portion of the official ASSU ballot. Thus, the aggregated votes of the research ballots can be compared with the aggregated votes of the official ballot. After the research ballot, voters were presented with a survey asking them about their voting experience.

All eligible ASSU voters were invited by ASSU to participate in the official ballot. This ballot included a section where voters were asked to approve or disapprove a set of budget requests ('projects'). The undergraduate ballot contained of 70 projects and the graduate ballot of 9. After a voter submitted their official ballot, they were invited by ASSU to participate in the research ballot and survey. Participants were randomly assigned to one of the alternative voting mechanisms.

For voters on the undergraduate ballot, participants were assigned to knapsack (50%) or pairwise comparison voting (50%). For voters on the graduate ballot, participants were assigned to knapsack (50%),

pairwise comparison (25%) or triplet comparison (25%) voting. After completing the research ballot, the participants were invited to participate in a survey. Finally, we selected 25 participants (from those who completed both the research ballot and the survey) at random to receive a $20 voucher.

After completion of the elections, the ASSU election commissioner was able to confirm the validity of the research ballots through post-validation using the identifier that Qualtrics included in the URL when voters were sent to our platform, without SCDT requiring access to the identity of the voters. One vote within the voting timeframe was found without a valid code: a valid code combined with 'participatorybudgeting'.

General statistics

The official ballot saw a high participation this year, and in part because of that, we received a good number of participants in our research ballot. In total, 1,249 undergraduate research ballots and 1,178 graduate research ballots were validly submitted: a completion rate of respectively 86% and 92% of the assigned ballots. Of these completed ballots, 1,195 undergraduates and 1,123 graduates also completed the survey. The voters that participated in the research ballot were mostly representative for the whole population of voters. When the official ballots of the different research ballot populations are compared, they differ up to a few percentage points between each other for any given project; the largest difference is 6 percentage points between the graduate knapsack and triplet populations.

Table 1: General statistics

Voters	Undergr.	Grad.
Official Ballot	**3310**	**2419**
Assigned	**1448**	**1283**
Knapsack	755	621
Triplets	693	333
Pairs	-	329
Completed	**1249**	**1178**
Knapsack	609	553
Triplets (10)	640	311
Pairs (15)	-	314
Survey	**1195**	**1123**
Knapsack	577	522
Triplets	618	297
Pairs	-	304

The time spent by voters to complete the ballot highly depended on the type of ballot and the number of projects. The median undergraduate ballot took 208 seconds for knapsack, and 103 seconds for triplet comparison. The median graduate ballot took 62 seconds for knapsack, 91 seconds for triplet comparison and 80 seconds for pairwise comparison. The median survey took 56 seconds (undergraduate) and 62 seconds (graduate). The undergraduate knapsack ballot took much longer than the graduate knapsack ballot, which is understandable given the large number of projects (70 compared to 9).

Among the people that completed the survey, 88% reported to use a laptop/desktop and 12% a smartphone. The smart phone rate is a bit lower than expected in a young generation of students and may be indicative of a lower completion rate of the combination of a long official ballot and a research ballot.

We asked students of how many organizations on the ballot they had knowledge before voting. See the appendix for plots. Of the graduate respondents, 7% indicate that they didn't know any organization on the ballot, and 31% that they knew only one or two. 2% indicated to have known more than 10, which is unlikely given that there were only 9 organizations on the ballot. Of the undergraduate respondents, less than 1% knew of not a single organization on the ballot, and 61% indicated to know more than 10 of the organizations on the ballot.

Figure 1: As compared to the official ASSU ballot, how easy was the PB Stanford ballot to use?

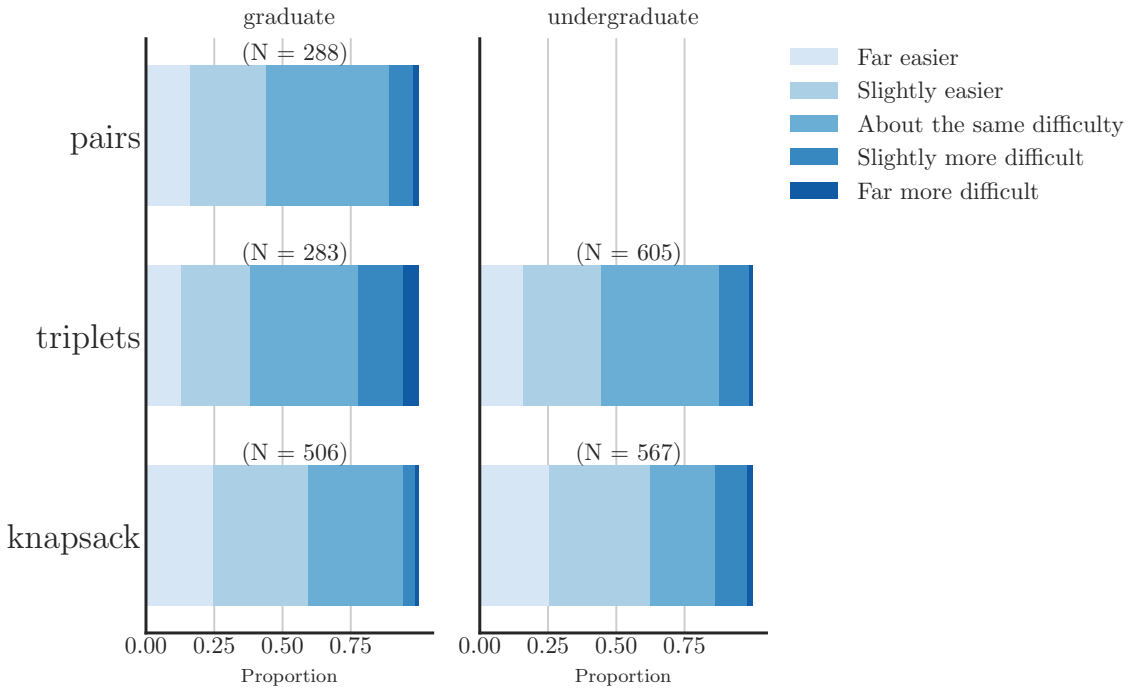

Figure 2: As compared to the official ASSU ballot, how confident are you that your preferences are effectively taken into account?

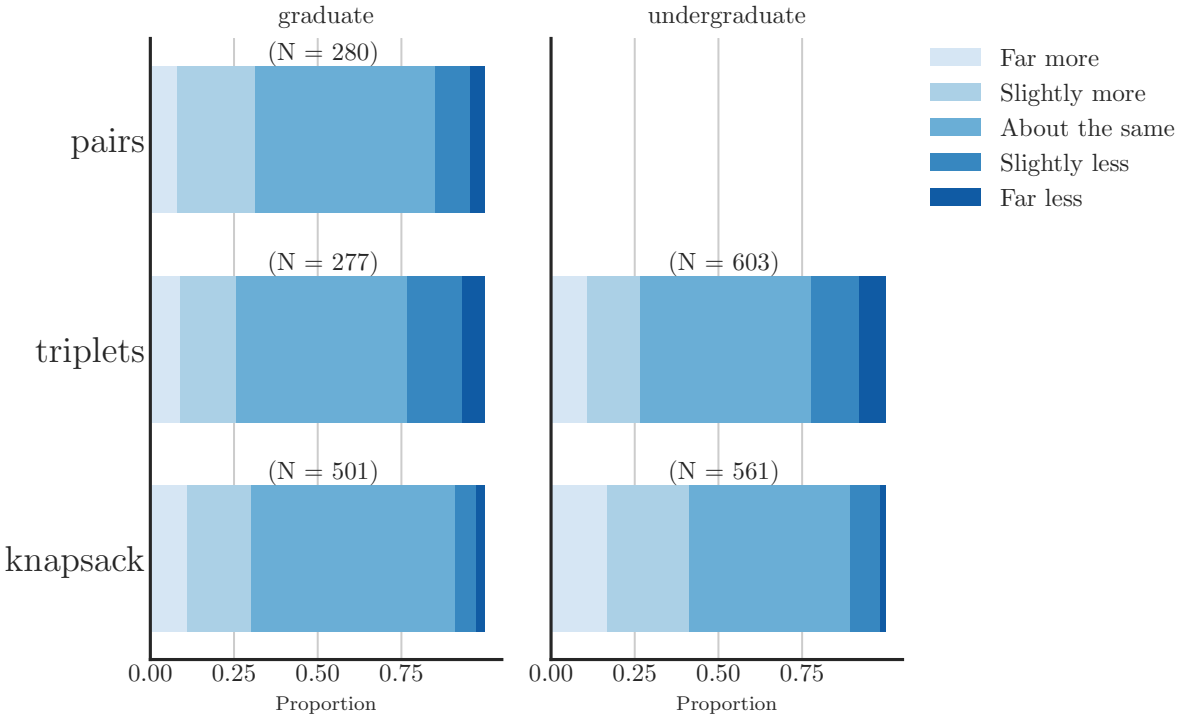

Feedback

In the survey, we also posed a number of questions related to the experience of the research ballot. First of all, we asked how easy the PB Stanford ballot was to use. The overall response was quite positive: about 50% of the respondents considered the research ballots slightly or far easier to use than the official ballot (20% far easier), while 12% found the research ballot slightly or far more difficult. As could be expected, the experience was different for different methods. Knapsack voting was clearly considered easier to use (25% considered it far easier), while triplet voting was considered less favorably (although still easier than the official ballot).

It should be acknowledged that the official ballot consisted of more components than just the budget section, but the trend seems that the PB Stanford platform provided a positive experience. It should also be noted that the experience of a different voting method and a different platform/visualization are mixed here.

We see similar trends with the other questions on voter experience: the knapsack vote was considered more favorably than the pairs, the pairs more favorably than the triplets and all methods more favorably than the official ballot. We also see that the undergraduates typically consider the PB Stanford platform easier to use than the graduate students, which we think is caused by the PB Stanford platform being better able to present the larger number of items on the ballot.

As to the question with which method the voters had more confidence that their vote was effectively taken into account, we see especially with the undergraduate voters a large difference between the triplet comparison voting and the knapsack voting. While 21% of the undergraduate respondents had less confidence in triplet voting than the official ballot (25% more confidence), in knapsack voting that is 10% less confidence (40% more confidence). This suggests that for larger numbers of items on the ballots, the voters have less confidence in comparison voting than knapsack voting. This difference is much smaller for graduate students, who have fewer items on the ballot.

Finally, we asked people to provide comments they wanted to share with us. We will share the comments separately with ASSU. Some lessons we draw from this that go beyond what was discussed above:

- Quite a few comments ask for more details about the requests.
- A number of people express appreciation for being forced to think about the bigger picture because of total budget constraints (knapsack)
- People feel that we're asking a different question (especially for the comparisons).
- Some people were under the impression that the knapsack budget applied always to ASSU. In a next occasion, we should be clearer that this maximum is set for research purposes.
- A number of people ask to permit partial funding.
- Feedback on some technical issues with the official ballot.
- Some people like being forced to prioritize some projects over others, while some people really dislike it.
- We got some helpful comments on how the interface could be clearer, but the general tone was positive for knapsack and mixed for comparisons.

All in all, the tone of the comments was much more positive with the knapsack method: people seemed to appreciate the fact that there is a budget to consider. The tone for the comparisons is more mixed: people that left comments didn't like to compare projects as much.

Resulting rankings

The methods we used in the research ballots can be compared with the official ballot by creating a ranking for each method. We calculated the ranking for the official (yes/no) ballots taking all the votes of the people that also participated in one of the research ballots and ordering the projects by approval percentage. For the knapsack method, the budget items are ranked according to what percentage of voters selected that project for their 'knapsack' (budget selection). For both paired comparisons and triplet rankings, we use a standard mechanism to aggregate such pairwise votes, Copeland's method. These rankings are available in the appendices.

The resulting rankings of the comparisons require further research, but we wanted to share some preliminary findings. For the undergraduate rankings, the top of the ranking is almost identical: no matter what the method, the students seem to be in agreement on the projects that should definitely be funded. The knapsack method results in a fairly similar ranking as the yes/no ranking, with some notable exceptions: Stanford Daily, Stanford Dance Marathon and Stanford Student Space Initiative rank quite a bit higher while BIOME and SMAP ranked lower than on the official ballot (more than 20 places). The triplet ranking deviates more, which is perhaps not surprising, given the large number of projects that needs to be ranked while keeping the number of comparisons limited.

As for the graduate rankings, we see that the general distribution of projects across the ranking is similar, with only local differences (between place 1-3, 4-6 and 7-9) between the different rankings.

It seems that provided with an incentive to choose between projects - either because of a limited budget, or because of a requested comparison - the student population generally arrives at a similar ranking as with a question to approve/disapprove of individual projects. However, some shifts are to be expected.

Evaluation of the process

After we decided to change the approach from running the budget portion of the ASSU ballot to running a research ballot instead, we used our PB Stanford platform that we also use in city participatory budgeting processes. As part of this research ballot, we implemented a new voting method (triplet comparison) and were able to run the ballot without significant technical difficulties. After the election, we were able to post-validate the research ballot as if it were an official ballot and exclude a few votes that were entered by ourselves as test.

After going through this research ballot, we believe there is a better mutual understanding of what is and isn't possible, providing a good basis for continued collaboration. With this understanding, it should be quite achievable to provide the official ballot for ASSU next year.

The sweepstake vouchers were an effective method to get people to participate in the research ballot and should be considered again next year. The costs ($500 provided jointly by SCDT and ASSU) are not prohibitive, and the turnout was nicely representative.

Besides the research interest, this was for us a good chance to test an all-online setup with a student population. We have received some helpful feedback on the ballot design for a ballot with so many different options, and in the specific ASSU setting (e.g. make clearer what happens with the remaining budget - which is relevant when the budget size approaches the size of the total requests). We set this time an artificial budget cap at a round number near 90% of the requests - but this amount is flexible to be set and should reflect whatever amount is set by the ASSU governing bodies. We could add a default that unspent budget is reflected in lower expenses and a lower student fee - which we can make explicit by adding a 'project' of 'unspent budget' that is then set to the value of the remaining budget.

The feedback was clear that voters want to have more information on the ballot to make an informed choice - especially if we force them to make a choice. In this setup, we tried to mimic the amount of information on the official ballot, to keep them comparable. While presenting more information comes with design challenges, it is a reasonable request. Whatever system is used, we would recommend including more per-project information on the ballot. Voters also indicated an appreciation for better understanding the bigger picture. A visualization/explanation to that effect could also be added to whatever ballot is used next year.

All in all, the research ballots and survey have provided us with some rich data to work with. We can evaluate the differences between voting methods given a high approval rate (not a typical scenario) and the triplet comparisons allow us to learn more about context effects in making a choice. We would be interested in providing another research ballot in 2019.

What question to ask voters is a political choice. We do believe that if ASSU decides to move to a fixed budget, knapsack is a viable method to consider.

Acknowledgements

We would like to express our thanks to the ASSU for the opportunity to work with them, and in particular thank Jelani Munroe, Luka Fatuesi and Elections Commissioner Paul Serrato. Their trust was essential to make this project happen. We would also like to thank the rest of the Stanford Crowdsourced Democracy Team for their thoughts and input and in particular Richard Diehl Martinez, who was instrumental in getting this collaboration off the ground.

This research was supported by an NSF grant (CCF-1637418) and an ONR grant (N00014-15-1-2786).

Appendices

- Appendix 1: Distribution of number of organizations voters were familiar with
- Appendices 2, 3: Plots of remaining voter experience questions
- Appendix 4, 5: Resulting rankings
- Print screens of the research ballots

Appendix 1: Of the organizations on the grant ballot, how many did you have knowledge about before voting today?

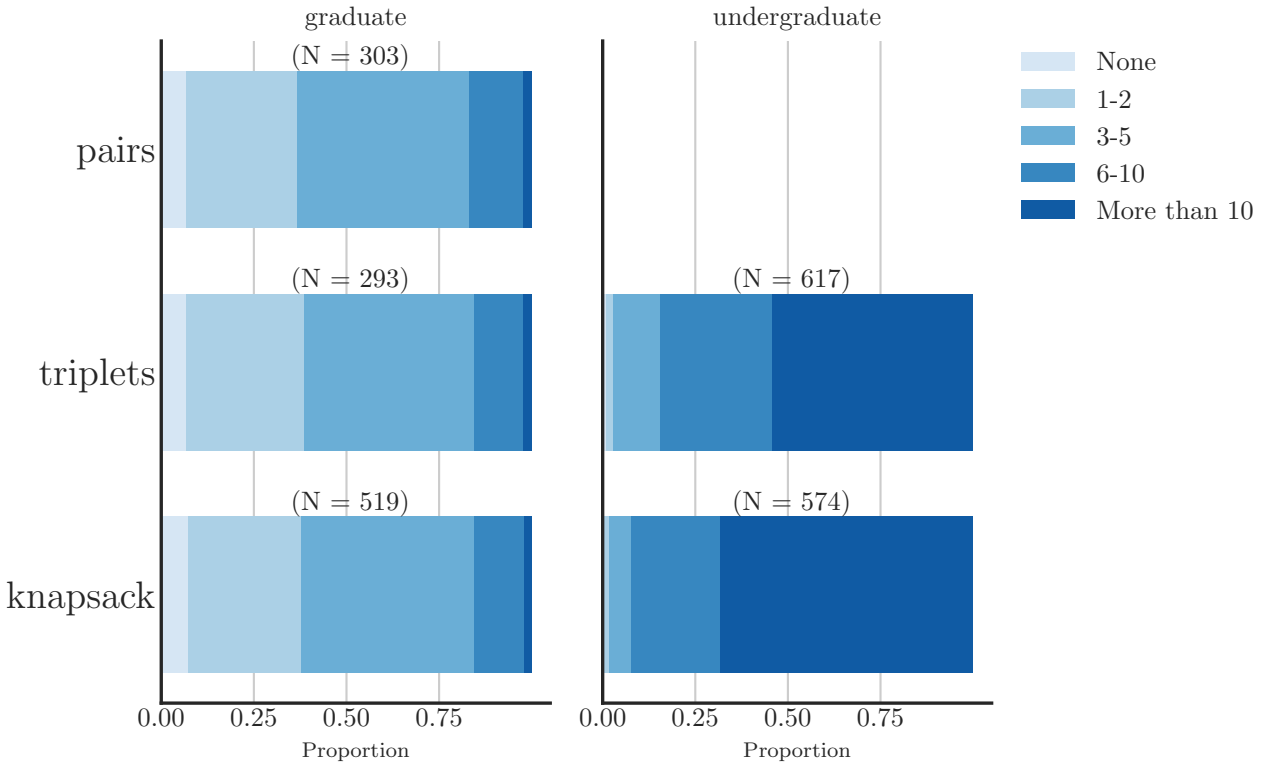

Appendix 2: As compared to the official ASSU ballot, how easy was it to know how to vote?

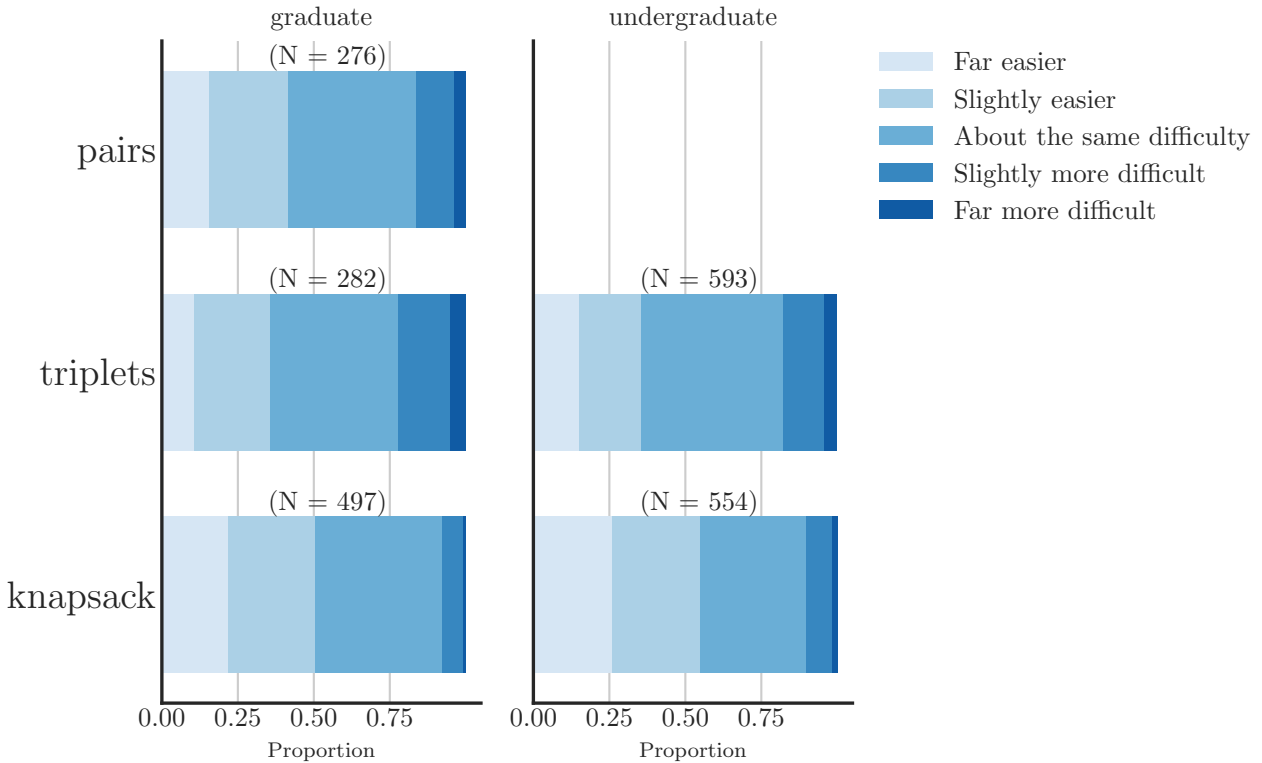

Appendix 3: As compared to the official ASSU ballot, how easy was it to understand what you were asked to do?

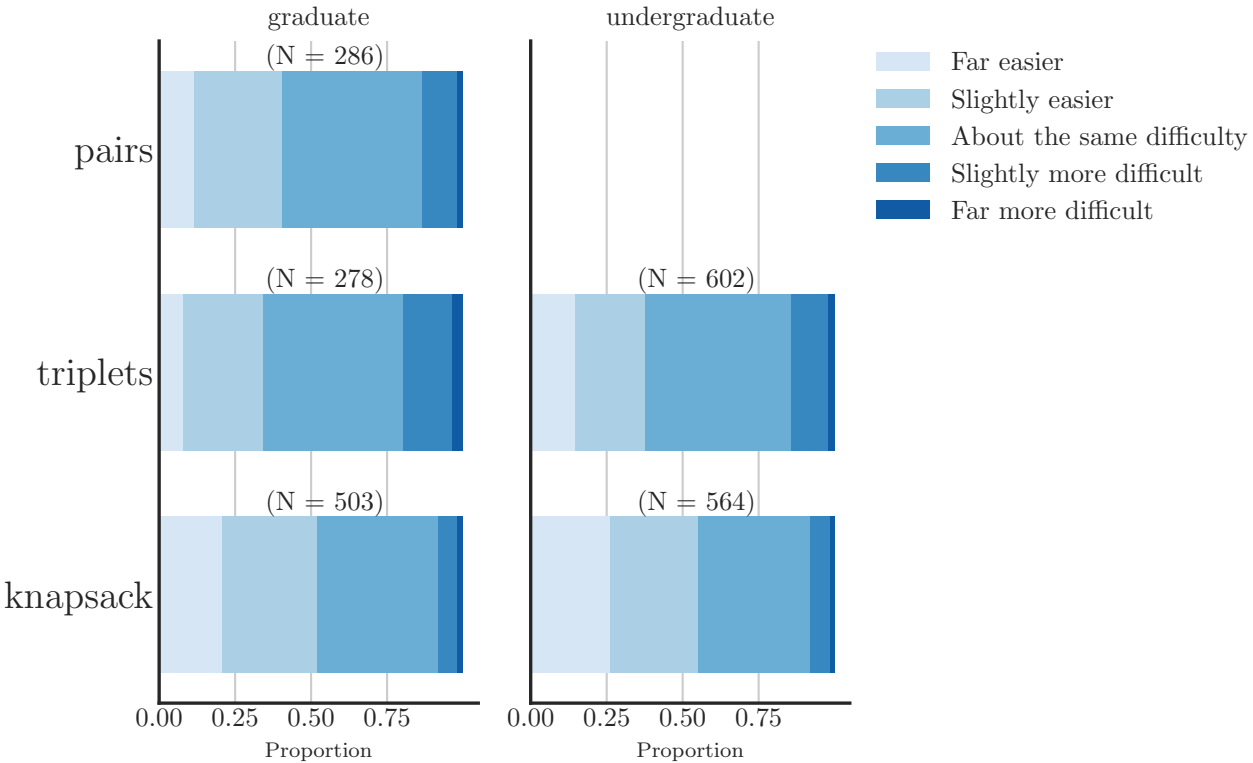

Appendix 5: Rankings by method for undergraduate students. Colors indicate difference from official vote ranking.

Official	Appr. %	Knapsack	Triplets
The Bridge Peer Counseling Center	80.3%	The Bridge Peer Counseling Center	The Bridge Peer Counseling Center
Stanford First Generation and/or Low Income Partnership	86.3%	Sexual Health Peer Resource Center	Stanford First Generation and/or Low Income Partnership
Cardinal Free Clinics	85.6%	Stanford First Generation and/or Low Income Partnership	Sexual Health Peer Resource Center
Sexual Health Peer Resource Center	80.4%	Cardinal Free Clinics	Cardinal Free Clinics
Stanford Undergraduate Research Association	82.1%	Alternative Spring Break	Black Student Union
Stanford Undergraduate Research Journal	81.8%	Stanford Undergraduate Research Association	Stanford Daily
International Undergraduate Community	78.2%	Stanford Daily	Stanford Undergraduate Research Association
Students for a Sustainable Stanford	87.1%	Students for a Sustainable Stanford	Alternative Spring Break
Stanford Outdoor Outreach Program	85.2%	Stanford in Government	National Association for the Advancement of Colored People
Educational Studies Program (Stanford Splash)	93.4%	Stanford Undergraduate Research Journal	Asian American Student Association
Stanford Symphony Orchestra	88.0%	Black Student Union	Stanford African Students Association
Stanford Taiko	81.0%	Asian American Student Association	Students for a Sustainable Stanford
Stanford Women in Politics	88.8%	Stanford Women in Politics	Educational Studies Program (Stanford Splash)
Student Organizing Committee for the Arts	85.5%	Stanford Symphony Orchestra	International Undergraduate Community
Black Student Union	76.7%	National Association for the Advancement of Colored People	Stanford in Government
National Association for the Advancement of Colored People	77.6%	LSJUMB	Stanford Women in Business
The Arab Student Association at Stanford	84.3%	Stanford Women in Business	LSJUMB
Volunteers in Latin America	83.4%	Stanford American Indian Organization	Stanford Women in Politics
Stanford African Students Association	84.1%	Stanford Outdoor Outreach Program	Stanford Speakers Bureau
Stanford in Government	75.8%	Educational Studies Program (Stanford Splash)	Stanford Undergraduate Research Journal
Alternative Spring Break	81.9%	Stanford Taiko	Stanford American Indian Organization
Stanford American Indian Organization	80.2%	Stanford African Students Association	Stanford Club Sports
Stanford Collaborative Orchestra	85.8%	International Undergraduate Community	Stanford Outdoor Outreach Program
Stanford Women in Business	86.9%	The Arab Student Association at Stanford	Student Organizing Committee for the Arts
Muslim Student Union MSAN	93.2%	Stanford Club Sports	Volunteers in Latin America
Stanford Jazz Orchestra	82.6%	Muslim Student Union MSAN	Muslim Student Union MSAN
Stanford Shakespeare Company	86.4%	Volunteers in Latin America	Movimiento Estudiantil Chicano de Azatlan (MEChA)
Asian American Student Association	86.3%	Stanford Speakers Bureau	Black Family Gathering Committee
Jewish Student Association	73.4%	Jewish Student Association	Stanford Concert Network
Stanford Wind Ensemble (Wind Symphony)	84.8%	Student Organizing Committee for the Arts	Stanford Student Space Initiative
Cardinal Calypso	82.6%	Stanford Bhangra	Stanford Dance Marathon
Stanford Speakers Bureau	86.2%	Stanford Dance Marathon	Society for International Affairs at Stanford
Stanford Bhangra	75.4%	Stanford Jazz Orchestra	Stanford Symphony Orchestra
Stanford Daily	84.4%	Stanford Student Space Initiative	The Arab Student Association at Stanford
Stanford Martial Arts Program (SMAP)	79.8%	Stanford Shakespeare Company	Stanford Political Journal
LSJUMB	83.5%	Mariachi Cardenal de Stanford	Barrio Assistance
Mariachi Cardenal de Stanford	93.9%	Stanford Collaborative Orchestra	Stanford Social Entrepreneurial Student's Association
Stanford Robotics Club	80.2%	Cardinal Calypso	Stanford Robotics Club
Stanford Film Society	79.9%	Stanford Jump Rope	Stanford Solar Car Project
Los Salseros de Stanford	86.3%	Stanford Solar Car Project	Jewish Student Association
Stanford Theater Laboratory	85.7%	Stanford Robotics Club	Everyday People
Society for International Affairs at Stanford	81.0%	Stanford Wind Ensemble (Wind Symphony)	BIOME (Biological Interdisciplinary Open Maker Environment)
Stanford Club Sports	84.3%	Los Salseros de Stanford	Stanford Taiko
Basmati Raas	77.1%	Movimiento Estudiantil Chicano de Azatlan (MEChA)	Mixed Company
Mixed Company	78.7%	Everyday People	Stanford Mock Trial
BIOME (Biological Interdisciplinary Open Maker Environment)	88.4%	Black Family Gathering Committee	Stanford Collaborative Orchestra
Stanford Jump Rope	80.7%	Mixed Company	Stanford Jazz Orchestra
Everyday People	79.4%	Stanford Theater Laboratory	Stanford Viennese Ball Committee
Stanford Political Journal	83.8%	Stanford Political Journal	Stanford Shakespeare Company
Barrio Assistance	85.7%	Society for International Affairs at Stanford	Stanford Wind Ensemble (Wind Symphony)
Akasma Bellydance	77.6%	KZSU Stanford	Stanford Axe Committee
Movimiento Estudiantil Chicano de Azatlan (MEChA)	77.1%	Stanford Film Society	KZSU Stanford
Stanford Fleet Street Singers	84.9%	Stanford Fleet Street Singers	Stanford Jump Rope
Stanford Harmonics	76.1%	Stanford Mock Trial	Stanford Harmonics
Stanford Dance Marathon	88.0%	Stanford Concert Network	Stanford Theater Laboratory
Stanford Raagapella	87.7%	Stanford Raagapella	Stanford Bhangra
Stanford Mock Trial	83.3%	Stanford Axe Committee	Mariachi Cardenal de Stanford
Black Family Gathering Committee	92.4%	Basmati Raas	Cardinal Calypso
L'Chayim Club: Chabad at Stanford	89.5%	Stanford Martial Arts Program (SMAP)	Stanford Mendicants
Stanford Social Entrepreneurial Student's Association	68.2%	Stanford Mendicants	Los Salseros de Stanford
Stanford Viennese Ball Committee	77.5%	Stanford Harmonics	Stanford Martial Arts Program (SMAP)
Stanford Solar Car Project	85.2%	Barrio Assistance	Stanford Film Society
Stanford Mendicants	86.1%	Stanford Viennese Ball Committee	L'Chayim Club: Chabad at Stanford
KZSU Stanford	87.7%	Mint magazine	Basmati Raas
Stanford Student Space Initiative	87.3%	Akasma Bellydance	Stanford Fleet Street Singers
Mint magazine	88.5%	Stanford Social Entrepreneurial Student's Association	Mint magazine
Stanford Concert Network	74.4%	BIOME (Biological Interdisciplinary Open Maker Environment)	SUAVE
SUAVE	86.8%	L'Chayim Club: Chabad at Stanford	Stanford Raagapella
Stanford Axe Committee	95.8%	SUAVE	Akasma Bellydance
Stanford Video Game Association	86.8%	Stanford Video Game Association	Stanford Video Game Association

Color key undergraduate rankings.

Distance to Official Rank	Color
0	
17	
35	
52	
70	

Appendix 4: Rankings by method for graduate students. Colors indicate difference from official vote ranking.

Official	Appr. %	Knapsack	Triplets	Pairs
Cardinal Free Clinics	88.5%	Cardinal Free Clinics	Cardinal Free Clinics	Cardinal Free Clinics
Educational Studies Program (Stanford Splash)	79.9%	Educational Studies Program (Stanford Splash)	Stanford Daily	Educational Studies Program (Stanford Splash)
Stanford Daily	61.0%	Stanford Daily	Educational Studies Program (Stanford Splash)	Stanford Daily
Stanford Concert Network	65.7%	Stanford Speakers Bureau	Stanford Club Sports	Stanford Speakers Bureau
Stanford Club Sports	66.1%	Stanford Club Sports	Stanford Speakers Bureau	Stanford Concert Network
Stanford Speakers Bureau	75.3%	Stanford Concert Network	Stanford Concert Network	Stanford Club Sports
KZSU Stanford	52.2%	Stanford Viennese Ball Committee	KZSU Stanford	KZSU Stanford
Stanford Viennese Ball Committee	64.6%	KZSU Stanford	Stanford Viennese Ball Committee	Stanford Viennese Ball Committee
Stanford Martial Arts Program (SMAP)	53.3%	Stanford Martial Arts Program (SMAP)	Stanford Martial Arts Program (SMAP)	Stanford Martial Arts Program (SMAP)

Color key graduate rankings.

Distance to Official Rank	Color
0	
2	
4	
6	
9	

ASSU Special Fees (Grad)

Selected $0 of $300,000 total budget.
You still have $300,000 left.

Exit

- Stanford Daily
- Stanford Martial Arts Program (SMAP)
- Stanford Concert Network
- Educational Studies Program (Stanford Splash)
- Stanford Viennese Ball Committee
- Cardinal Free Clinics
- Stanford Speakers Bureau
- KZSU Stanford
- Stanford Club Sports

This is only a survey. It will not affect your vote.

Instructions

1. Select the projects you would like to support. The total cost cannot exceed **$300,000**, but can be less.
2. You can see the total amount you have allocated so far in the bar above. You can remove any previously selected projects by clicking on the bar or directly by clicking on the chosen project.
3. Click the **"Submit My Vote"** button when you're ready to submit.

Submit My Vote...

Stanford Daily
Estimated cost per student: $5.40
More info

Total request: $47,808

Select

Stanford Martial Arts Program (SMAP)
Estimated cost per student: $1.56
More info

Total request: $13,832

Select

Stanford Concert Network
Estimated cost per student: $4.93
More info

Total request: $43,646

Select

Educational Studies Program (Stanford Splash)
Estimated cost per student: $2.09
More info

Total request: $18,463

Select

Stanford Viennese Ball Committee
Estimated cost per student: $0.68
More info

Total request: $6,000

Select

Cardinal Free Clinics
Estimated cost per student: $1.01
More info

Total request: $8,918

Select

Stanford Speakers Bureau
Estimated cost per student: $10.30
More info

Total request: $91,190

Select

KZSU Stanford
Estimated cost per student: $4.45
More info

Total request: $39,348

Select

Stanford Club Sports
Estimated cost per student: $7.00
More info

Total request: $61,931

Select

Submit My Vote...

Which project gives the best value for money, that is, provides the most benefit to the community per dollar spent? (1 / 15)

Stanford Club Sports

Estimated cost per student: $7.00

More info

Total request: $61,931

This project

Stanford Daily

Estimated cost per student: $5.40

More info

Total request: $47,808

This project

I am not sure

Rank these projects (1 / 10)

Please rank these projects in terms of benefit to the Stanford community per dollar spent. Give the project with the highest benefit rank 1.

Cardinal Free Clinics

Total request: $8,918.00

Estimated cost per student: $1.01

More info

Stanford Daily

Total request: $47,808.00

Estimated cost per student: $5.40

More info

Stanford Club Sports

Total request: $61,931.00

Estimated cost per student: $7.00

More info

(Change the ranking by dragging the ⇅ icons.)

1	Cardinal Free Clinics	⇅
2	Stanford Daily	⇅
3	Stanford Club Sports	⇅

Skip Submit

This is only a survey. It will not affect your fees.

This is only a preview. Your vote will not be recorded.

Instructions

1. Select the projects you would like to support. The total cost cannot exceed **$1,200,000**, but can be less.
2. Use the **Search** bar to find specific projects or filter by tags using the **Filter** button. Tap on a project's name for more information by clicking the tag or details by clicking on the project name.
3. Click the **Submit My Vote!** button when you're ready to submit.

Submit My Vote

Stanford Video Game Association
Estimated cost per student: $1.13
Internal cost: $0.00
Total request: $1.13
Details

Stanford African Students Association
Estimated cost per student: $0.00
Internal cost: $0.00
Total request: $14.287
Details

Stanford Social Entrepreneurial Student's Association
Estimated cost per student: $3.27
Internal cost: $0.00
Total request: $3.750
Details

Mixed Company
Estimated cost per student: $1.00
Internal cost: $0.00
Total request: $12.663
Details

LLLAMA
Estimated cost per student: $14.24
Internal cost: $0.00
Total request: $63.75
Details

Stanford Mandopop
Estimated cost per student: $1.00
Internal cost: $0.00
Total request: $1.875
Details

Jewish Student Association
Estimated cost per student: $4.75
Internal cost: $0.00
Total request: $14.250
Details

Stanford Wind Ensemble (Wind Symphony)
Estimated cost per student: $1.00
Internal cost: $0.00
Total request: $12.180
Details

Stanford First Generation and/or Low Income Partnership
Estimated cost per student: $4.13
Internal cost: $0.00
Total request: $14.438
Details

Kids with Dreams
Estimated cost per student: $1.00
Internal cost: $0.00
Total request: $2.250
Details

SOVAS (Biological Interdisciplinary Open Water Environment)
Estimated cost per student: $0.13
Internal cost: $0.00
Total request: $0.75
Details

Black Student Union
Estimated cost per student: $10.13
Internal cost: $0.00
Total request: $27.750
Details

Students for a Sustainable Stanford
Estimated cost per student: $1.00
Internal cost: $0.00
Total request: $14.625
Details

National Association for the Advancement of Colored People
Estimated cost per student: $1.13
Internal cost: $0.00
Total request: $18.563
Details

Stanford Jazz Orchestra
Estimated cost per student: $2.50
Internal cost: $0.00
Total request: $12.500
Details

Stanford Martial Arts Program (SMAP)
Estimated cost per student: $1.00
Internal cost: $0.00
Total request: $7.500
Details

Stanford Film Society
Estimated cost per student: $2.50
Internal cost: $0.00
Total request: $12.500
Details

Bento Assistance
Estimated cost per student: $0.27
Internal cost: $0.00
Total request: $10.080
Details

Stanford in Government
Estimated cost per student: $2.75
Internal cost: $0.00
Total request: $18.625
Details

Stanford Concert Network
Estimated cost per student: $7.75
Internal cost: $0.00
Total request: $17.038
Details

Stanford Mock Trial
Estimated cost per student: $2.63
Internal cost: $0.00
Total request: $16.140
Details

Sexual Health Peer Resource Center
Estimated cost per student: $1.00
Internal cost: $0.00
Total request: $5.500
Details

Stanford Talks
Estimated cost per student: $2.50
Internal cost: $0.00
Total request: $12.500
Details

Stanford Shakespeare Company
Estimated cost per student: $1.63
Internal cost: $0.00
Total request: $8.375
Details

Stanford Student Space Initiative
Estimated cost per student: $3.13
Internal cost: $0.00
Total request: $17.156
Details

Stanford Women in Business
Estimated cost per student: $1.00
Internal cost: $0.00
Total request: $12.875
Details

Stanford Daily
Estimated cost per student: $7.75
Internal cost: $0.00
Total request: $17.050
Details

Stanford Bhangra
Estimated cost per student: $2.75
Internal cost: $0.00
Total request: $15.125
Details

Stanford Jump Rope
Estimated cost per student: $2.50
Internal cost: $0.00
Total request: $16.250
Details

Stanford Undergraduate Research Association
Estimated cost per student: $1.13
Internal cost: $0.00
Total request: $10.922
Details

SUARC
Estimated cost per student: $4.37
Internal cost: $0.00
Total request: $19.665
Details

Stanford Undergraduate Research Journal
Estimated cost per student: $1.00
Internal cost: $0.00
Total request: $7.875
Details

Stanford Speakers Bureau
Estimated cost per student: $1.00
Internal cost: $0.00
Total request: $21.750
Details

Network Contract vs. Student
Estimated cost per student: $2.63
Internal cost: $0.00
Total request: $17.087
Details

Stanford Science Outreach Program
Estimated cost per student: $1.00
Internal cost: $0.00
Total request: $6.375
Details

Asian American Student Association
Estimated cost per student: $7.50
Internal cost: $0.00
Total request: $17.750
Details

Los Delanos de Stanford
Estimated cost per student: $4.00
Internal cost: $0.00
Total request: $12.000
Details

Race Family Gathering Committee
Estimated cost per student: $17.75
Internal cost: $0.00
Total request: $17.750
Details

Alternative Spring Break
Estimated cost per student: $12.75
Internal cost: $0.00
Total request: $17.250
Details

Stanford Eco Committee
Estimated cost per student: $2.13
Internal cost: $0.00
Total request: $14.125
Details

The Arab Student Association at Stanford
Estimated cost per student: $1.13
Internal cost: $0.00
Total request: $3.600
Details

Stanford Harmonics
Estimated cost per student: $2.13
Internal cost: $0.00
Total request: $14.625
Details

Stanford Dance Marathon
Estimated cost per student: $10.63
Internal cost: $0.00
Total request: $24.124
Details

Stanford Veterans Bell Committee
Estimated cost per student: $1.00
Internal cost: $0.00
Total request: $1.000
Details

Abasma Bellydance
Estimated cost per student: $1.00
Internal cost: $0.00
Total request: $0.000
Details

Stanford Political Journal
Estimated cost per student: $1.00
Internal cost: $0.00
Total request: $1.000
Details

Stanford Rasqueada
Estimated cost per student: $3.88
Internal cost: $0.00
Total request: $13.563
Details

Mini magazine
Estimated cost per student: $1.40
Internal cost: $0.00
Total request: $2.100
Details

Society for International Affairs at Stanford
Estimated cost per student: $3.00
Internal cost: $0.00
Total request: $13.276
Details

Stanford Robotics Club
Estimated cost per student: $6.00
Internal cost: $0.00
Total request: $21.750
Details

International Undergraduate Community
Estimated cost per student: $2.13
Internal cost: $0.00
Total request: $17.004
Details

Stanford Symphony Orchestra
Estimated cost per student: $5.00
Internal cost: $0.00
Total request: $12.500
Details

Cardinal Film Cinema
Estimated cost per student: $2.13
Internal cost: $0.00
Total request: $12.004
Details

Rescue Rover
Estimated cost per student: $2.13
Internal cost: $0.00
Total request: $12.750
Details

Stanford Fleet Street Singers
Estimated cost per student: $1.13
Internal cost: $0.00
Total request: $12.004
Details

Asociación Estudiantil Chicana/o de Aztlán (MECHA)
Estimated cost per student: $4.00
Internal cost: $0.00
Total request: $12.000
Details

Stanford Theater Laboratory
Estimated cost per student: $1.13
Internal cost: $0.00
Total request: $1.250
Details

Volunteers in Latin America
Estimated cost per student: $2.50
Internal cost: $0.00
Total request: $12.500
Details

The Bridge Peer Counseling Center
Estimated cost per student: $3.00
Internal cost: $0.00
Total request: $6.000
Details

Stanford Collaborative Orchestra
Estimated cost per student: $1.13
Internal cost: $0.00
Total request: $1.013
Details

Educational Studies Program (Stanford Splash)
Estimated cost per student: $1.13
Internal cost: $0.00
Total request: $12.663
Details

Stanford Solar Car Project
Estimated cost per student: $13.63
Internal cost: $0.00
Total request: $16.375
Details

Stanford Club Sports
Estimated cost per student: $17.75
Internal cost: $0.00
Total request: $119.938
Details

Stanford Women in Politics
Estimated cost per student: $3.40
Internal cost: $0.00
Total request: $14.500
Details

KZSU Stanford
Estimated cost per student: $9.00
Internal cost: $0.00
Total request: $108.875
Details

Studio Student Union MSAA
Estimated cost per student: $1.00
Internal cost: $0.00
Total request: $10.000
Details

Student Organizing Committee for the Arts
Estimated cost per student: $10.00
Internal cost: $0.00
Total request: $10.000
Details

Everyday People
Estimated cost per student: $5.00
Internal cost: $0.00
Total request: $12.875
Details

Cardinal Calypso
Estimated cost per student: $2.13
Internal cost: $0.00
Total request: $12.004
Details

Submit My Vote

Rank these projects (1 / 10)

Please rank these projects in terms of benefit to the Stanford community per dollar spent. Give the project with the highest benefit rank 1.

Movimiento Estudiantil Chicano de Azatlan (MEChA)

Total request: $33,200.00

Estimated cost per student: $4.99

More info

Stanford African Students Association

Total request: $44,437.00

Estimated cost per student: $6.68

More info

Kids with Dreams

Total request: $6,062.00

Estimated cost per student: $0.91

More info

(Change the ranking by dragging the ⇅ icons.)

1 Movimiento Estudiantil Chicano de Azatlan (MEChA) ⇅

2 Stanford African Students Association ⇅

3 Kids with Dreams ⇅

Skip Submit